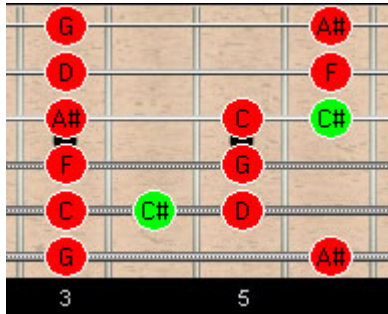


Gítarnámskeið Guðmundar R

Pentatonic skali 1 – (Pentatonic Minor)

Ef það er eitthvað sem gítarleikarar þurfa að kunna þá er það pentatonic skalinn. Um 90 % af því sem þú heyrir hjá gítarleikurum er notkun á þessum skala í sólóum, en auðvitað með allskonar stílum

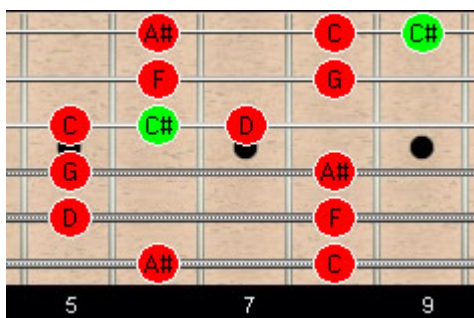


Hér er frægasti og mest notaði skalinn. Rauðu nóturnar eru aðalnótur en þær grænu blús nóturnar.

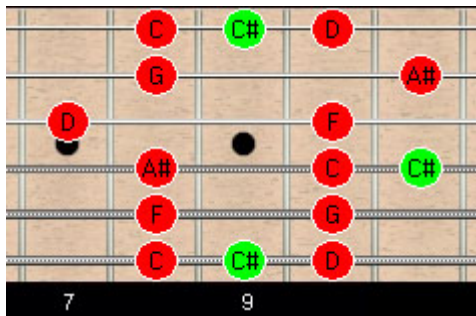
Pentatonic mode 1 - Pentatonic Minor



Pentatonic mode 2 - G



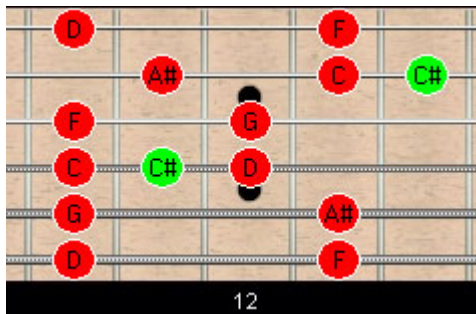
Pentatonic mode 3



Pentatonic mode 3

Musical notation for Pentatonic mode 3. The top staff shows a melodic line in G minor (one flat) with a key signature of one flat. The bottom staff shows a guitar fretboard diagram with strings labeled T (Treble), A (A), and B (Bass). Fingering numbers are provided for each string.

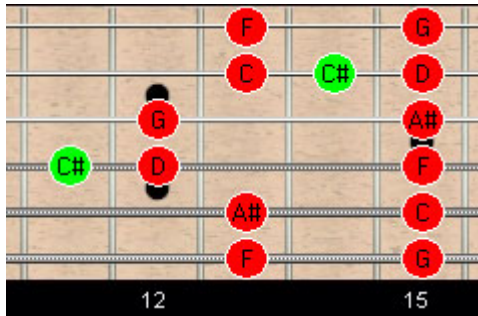
Pentatonic mode 4



Pentatonic mode 4

Musical notation for Pentatonic mode 4. The top staff shows a melodic line in G minor (one flat) with a key signature of one flat. The bottom staff shows a guitar fretboard diagram with strings labeled T (Treble), A (A), and B (Bass). Fingering numbers are provided for each string.

Pentatonic mode 5 - Pentatonic Major



Pentatonic mode 5 - Pentatonic Major

Blues Scale Revisited

The first guitarist I ever saw play the blues scale using a 3-note-per-string pattern was Paul Gilbert. It is not something you forget as it really is an ingenious approach. So in this guitar lesson I will show you one of endless possibilities for turning this idea into a fiery riff. In particular, we will use the A Blues Pentatonic Scale, which has the notes A, C, D, Eb, E, G. The great thing about playing the blues scale 3-notes-per-string is that we can use patterns and ideas that we are already accustomed to in the 3-note-per-string world.

Blues Scale Revisited